

Q1 HT Student ID

Answered: 208 Skipped: 0

Q2 Primary non-HT E-mail address

Answered: 208 Skipped: 0

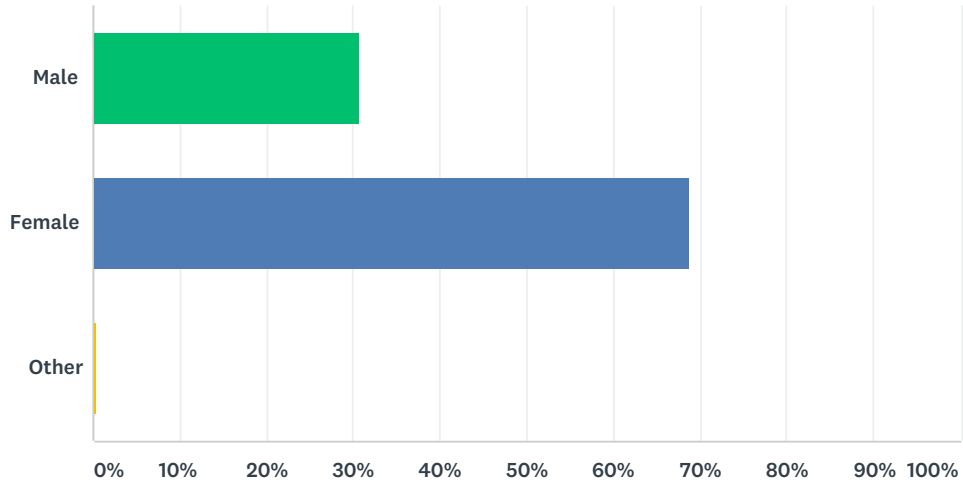
Q3 Personal Information

Answered: 208 Skipped: 0

ANSWER CHOICES	RESPONSES	
Full Name:	100.00%	208
Permanent Address:	100.00%	208
City:	100.00%	208
State/Province/Region:	100.00%	208
Zip/Postal Code:	100.00%	208
Country:	100.00%	208
Primary Phone #:	100.00%	208

Q4 What is your gender?

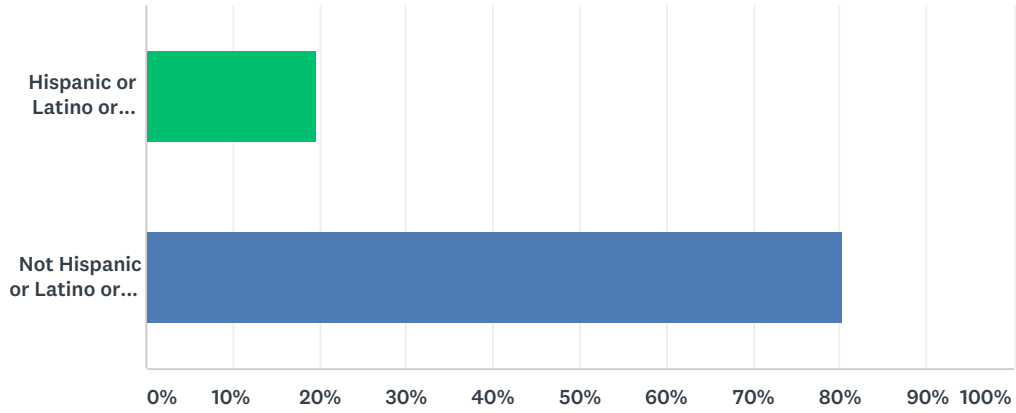
Answered: 208 Skipped: 0



ANSWER CHOICES	RESPONSES	
Male	30.77%	64
Female	68.75%	143
Other	0.48%	1
TOTAL		208

Q5 Ethnic Origin

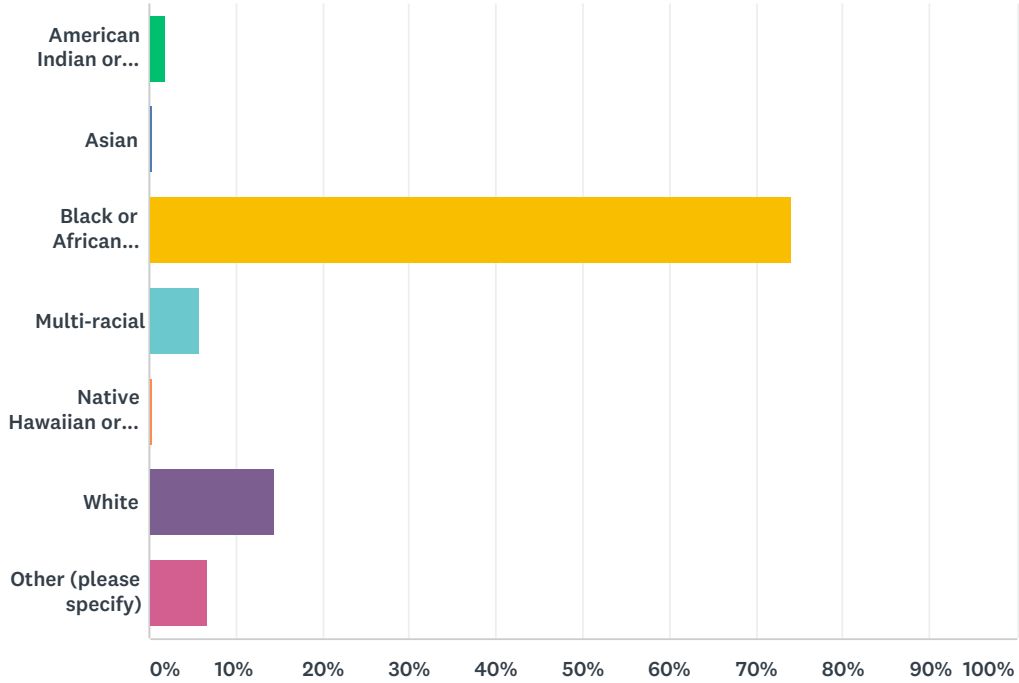
Answered: 208 Skipped: 0



ANSWER CHOICES	RESPONSES	
Hispanic or Latino or Spanish Origin	19.71%	41
Not Hispanic or Latino or Spanish Origin	80.29%	167
TOTAL		208

Q6 Race/Ethnicity

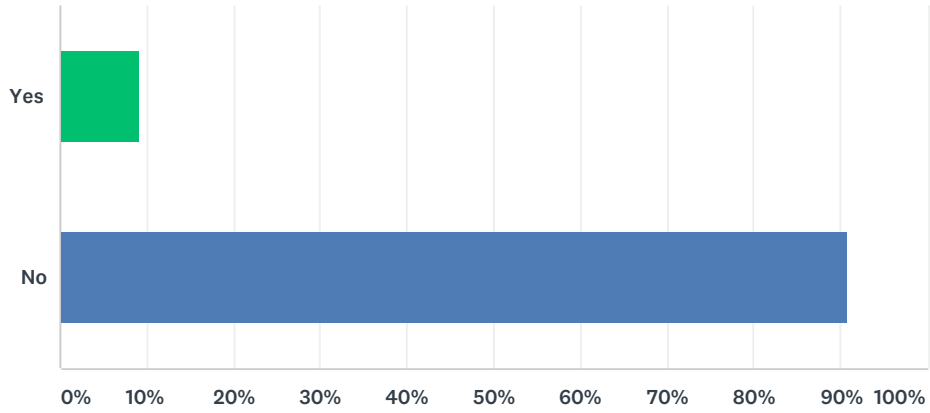
Answered: 208 Skipped: 0



ANSWER CHOICES	RESPONSES	
American Indian or Alaska Native	1.92%	4
Asian	0.48%	1
Black or African American	74.04%	154
Multi-racial	5.77%	12
Native Hawaiian or other Pacific Islander	0.48%	1
White	14.42%	30
Other (please specify)	6.73%	14
Total Respondents: 208		

Q7 Are you an international student?

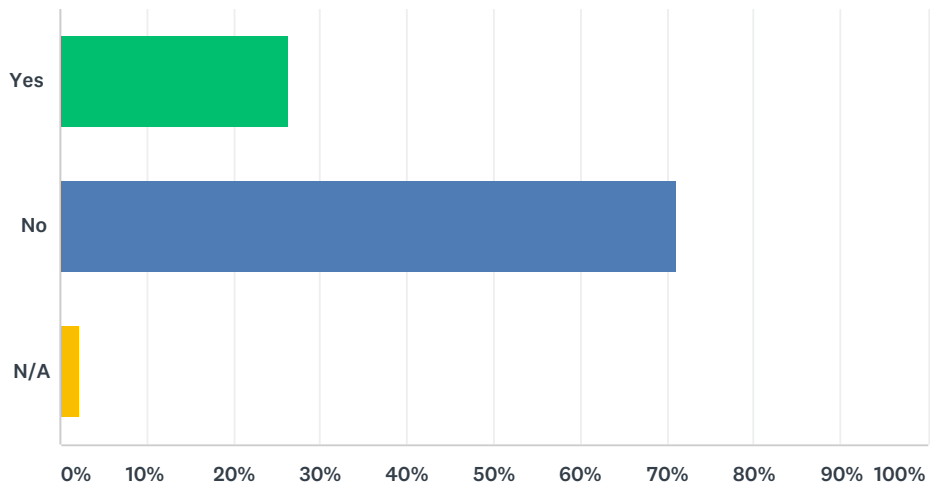
Answered: 208 Skipped: 0



ANSWER CHOICES	RESPONSES	
Yes	9.13%	19
No	90.87%	189
TOTAL		208

Q8 Did either of your parents graduate from college with a bachelor's degree?

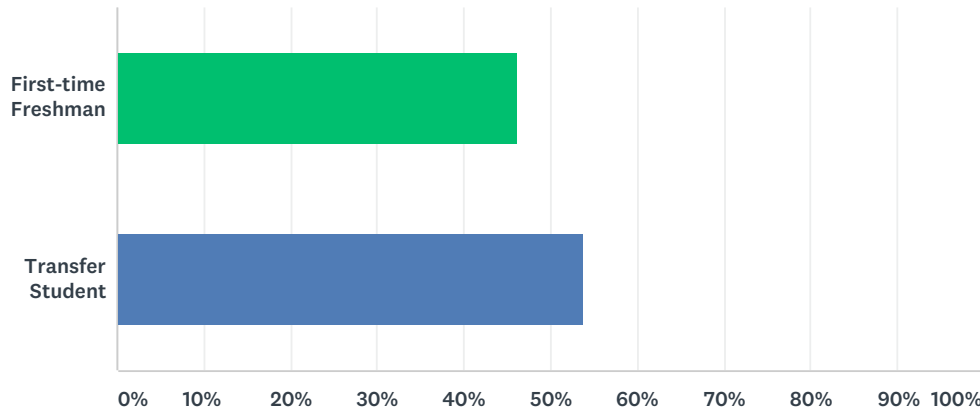
Answered: 208 Skipped: 0



ANSWER CHOICES	RESPONSES	
Yes	26.44%	55
No	71.15%	148
N/A	2.40%	5
TOTAL		208

Q9 What was your status when you entered HT?

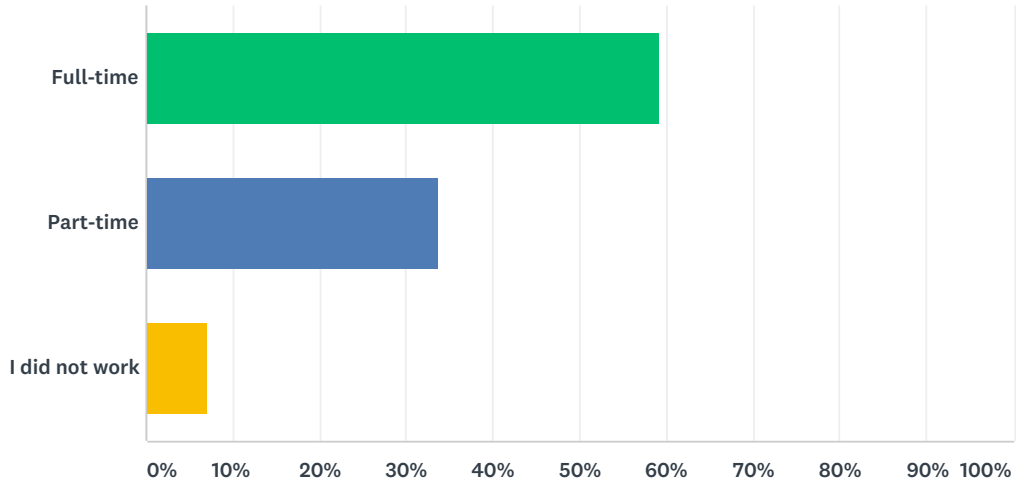
Answered: 208 Skipped: 0



ANSWER CHOICES	RESPONSES	
First-time Freshman	46.15%	96
Transfer Student	53.85%	112
TOTAL		208

Q10 Did you work while attending HT?

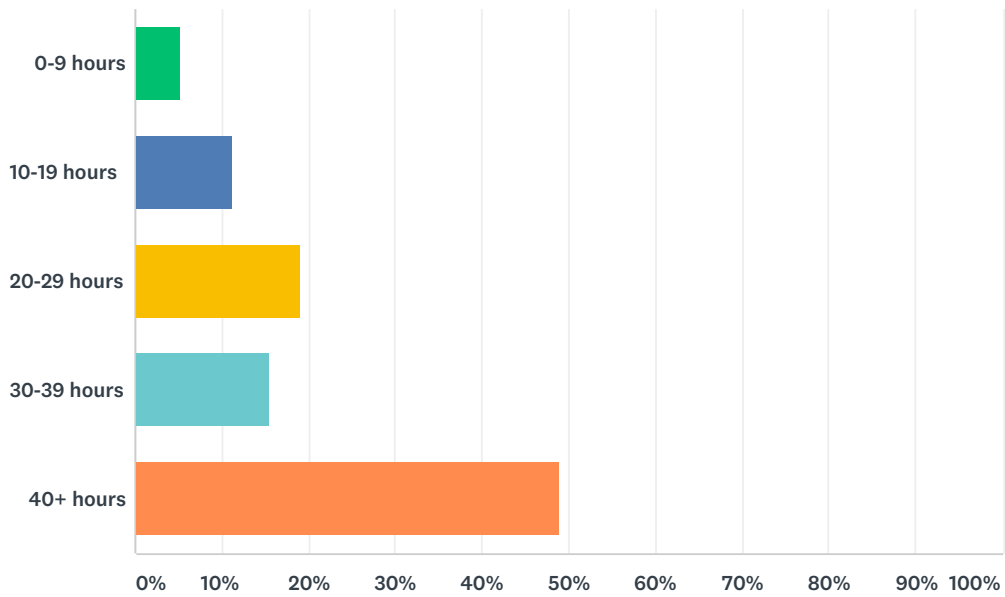
Answered: 208 Skipped: 0



ANSWER CHOICES	RESPONSES	
Full-time	59.13%	123
Part-time	33.65%	70
I did not work	7.21%	15
TOTAL		208

Q11 If you worked while attending HT, how many hours did you work per week?

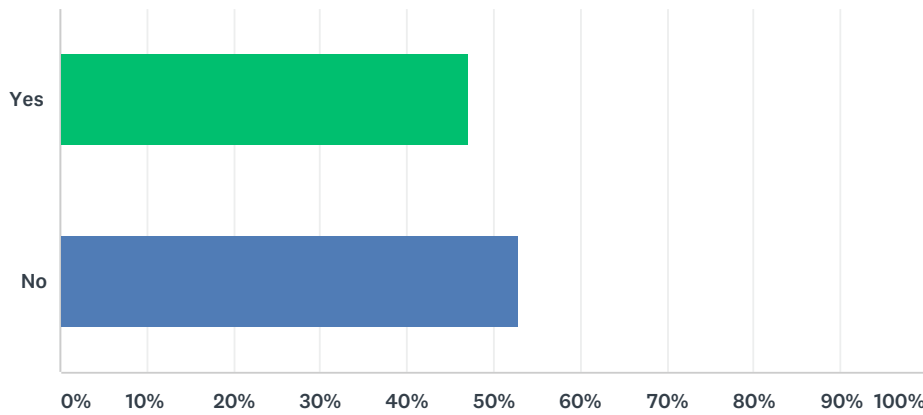
Answered: 194 Skipped: 14



ANSWER CHOICES	RESPONSES	
0-9 hours	5.15%	10
10-19 hours	11.34%	22
20-29 hours	19.07%	37
30-39 hours	15.46%	30
40+ hours	48.97%	95
TOTAL		194

Q12 Upon graduation, will you be financially responsible for supporting someone? (e.g., children, spouse)

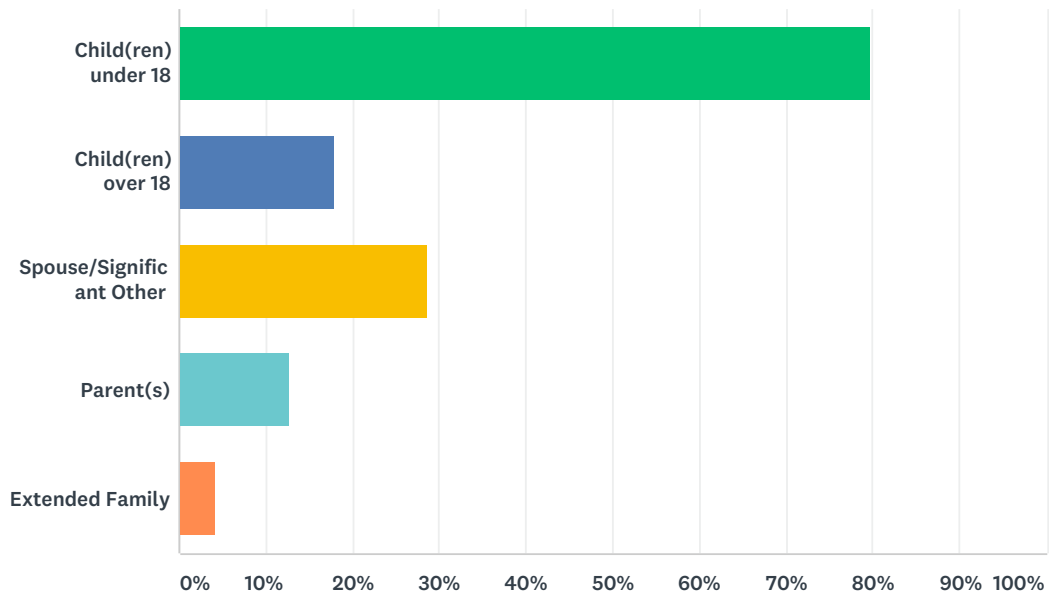
Answered: 208 Skipped: 0



ANSWER CHOICES	RESPONSES	
Yes	47.12%	98
No	52.88%	110
TOTAL		208

Q13 If yes, will you be financially responsible for supporting any of the following? (Check all that apply)

Answered: 94 Skipped: 114

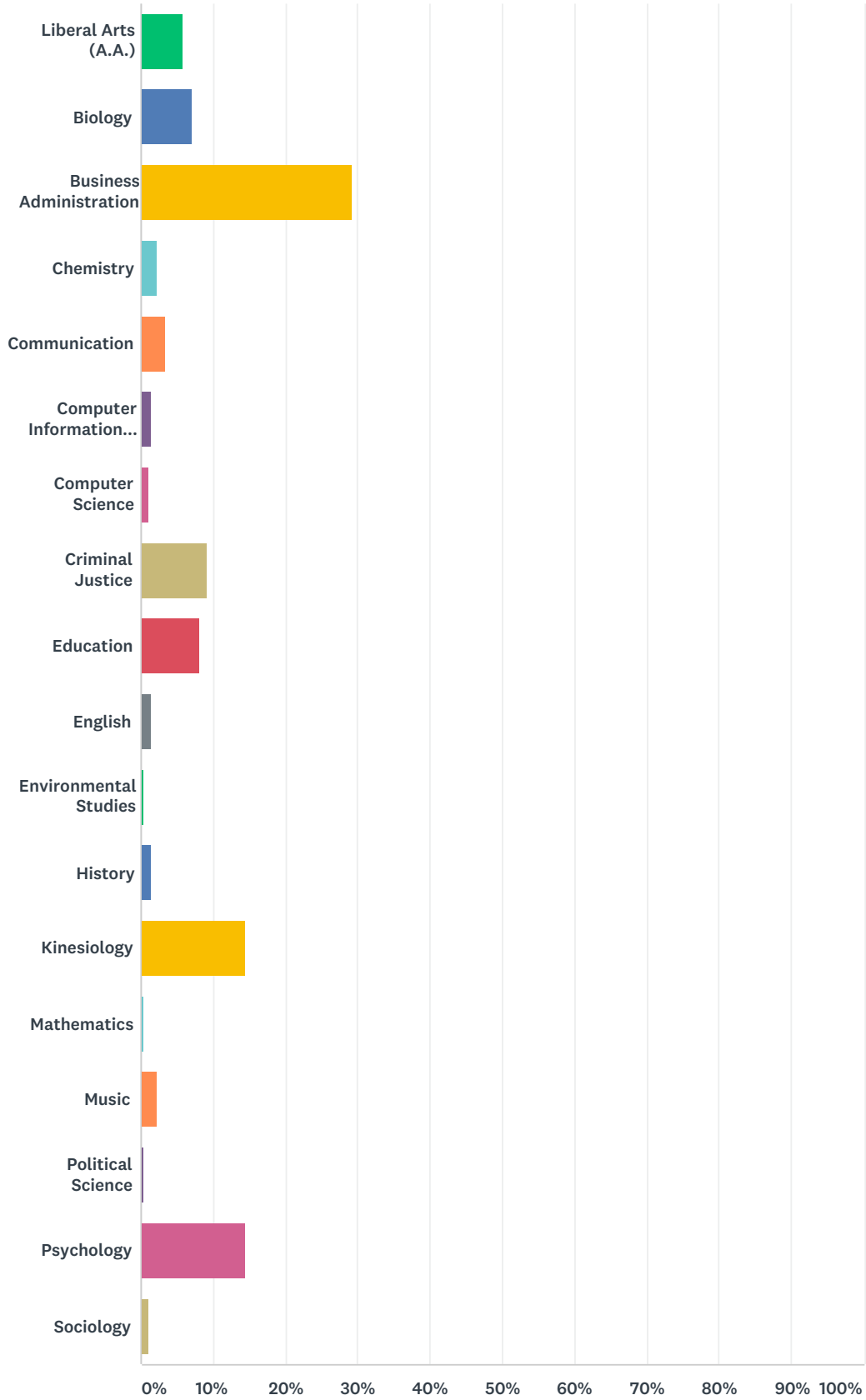


ANSWER CHOICES	RESPONSES	
Child(ren) under 18	79.79%	75
Child(ren) over 18	18.09%	17
Spouse/Significant Other	28.72%	27
Parent(s)	12.77%	12
Extended Family	4.26%	4
Total Respondents: 94		

Q14 What is your Major? (check all that apply)

Answered: 208 Skipped: 0

HT Graduation Exit Survey Class of 2018



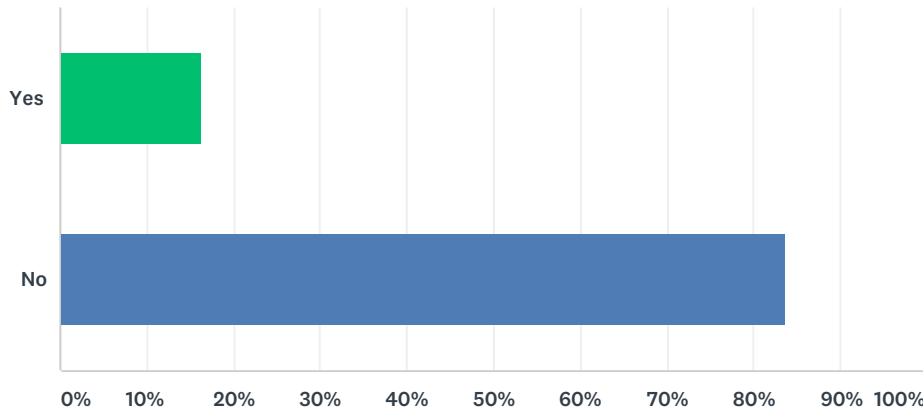
ANSWER CHOICES	RESPONSES
Liberal Arts (A.A.)	5.77% 12

HT Graduation Exit Survey Class of 2018

Biology	7.21%	15
Business Administration	29.33%	61
Chemistry	2.40%	5
Communication	3.37%	7
Computer Information Systems	1.44%	3
Computer Science	0.96%	2
Criminal Justice	9.13%	19
Education	8.17%	17
English	1.44%	3
Environmental Studies	0.48%	1
History	1.44%	3
Kinesiology	14.42%	30
Mathematics	0.48%	1
Music	2.40%	5
Political Science	0.48%	1
Psychology	14.42%	30
Sociology	0.96%	2
Total Respondents: 208		

Q15 Before graduation, have you changed your Major at HT?

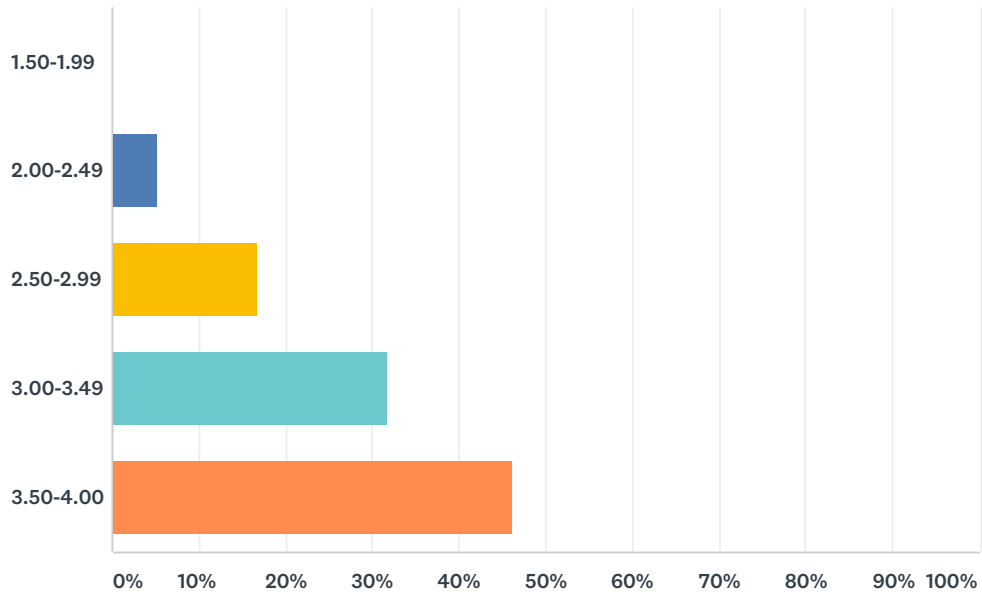
Answered: 208 Skipped: 0



ANSWER CHOICES	RESPONSES	
Yes	16.35%	34
No	83.65%	174
TOTAL		208

Q16 What is your GPA in your Major?

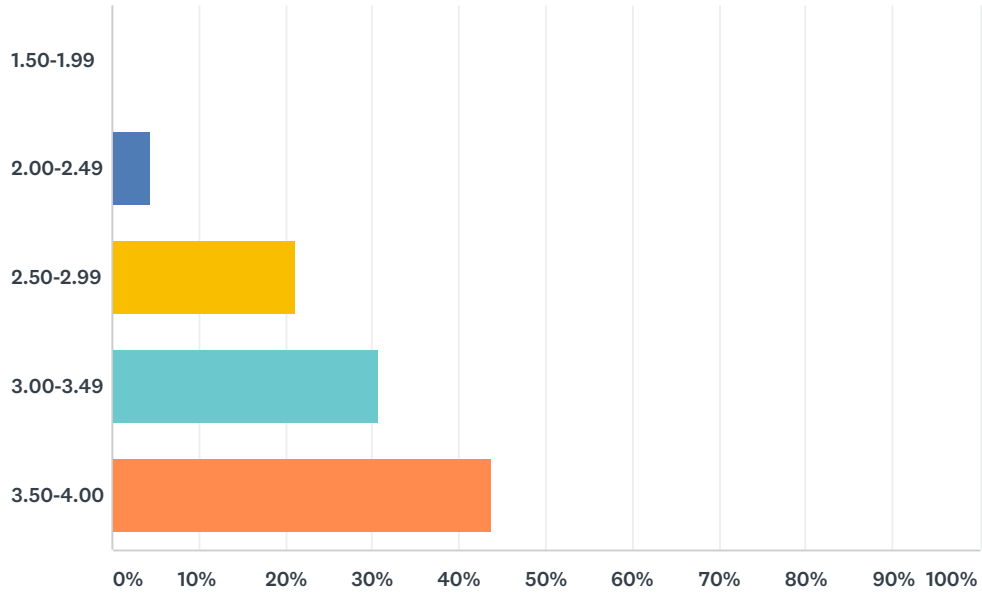
Answered: 208 Skipped: 0



ANSWER CHOICES	RESPONSES	
1.50-1.99	0.00%	0
2.00-2.49	5.29%	11
2.50-2.99	16.83%	35
3.00-3.49	31.73%	66
3.50-4.00	46.15%	96
TOTAL		208

Q17 What is your overall GPA?

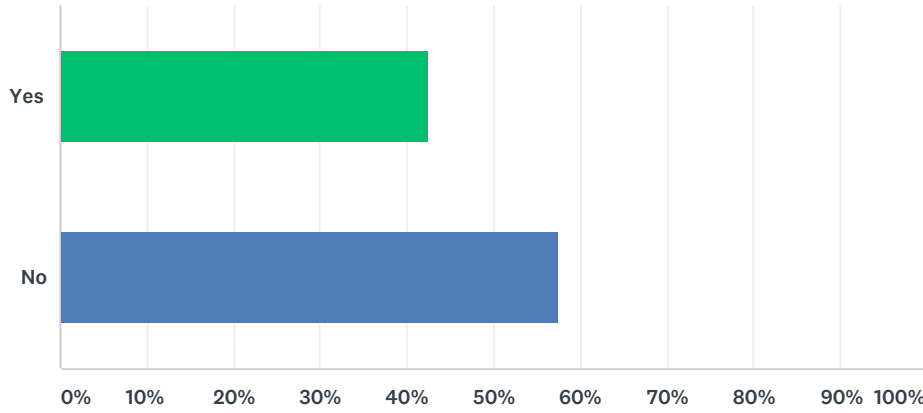
Answered: 208 Skipped: 0



ANSWER CHOICES	RESPONSES	
1.50-1.99	0.00%	0
2.00-2.49	4.33%	9
2.50-2.99	21.15%	44
3.00-3.49	30.77%	64
3.50-4.00	43.75%	91
TOTAL		208

Q18 Have you joined a student organization at HT?

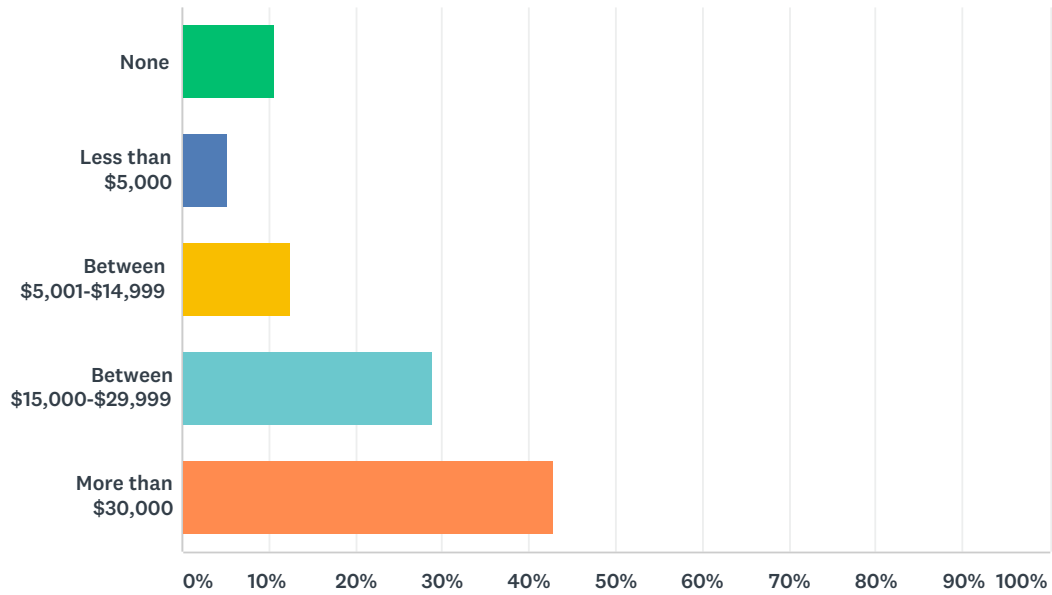
Answered: 205 Skipped: 3



ANSWER CHOICES	RESPONSES	
Yes	42.44%	87
No	57.56%	118
TOTAL		205

Q19 How much did you borrow for your College Education?

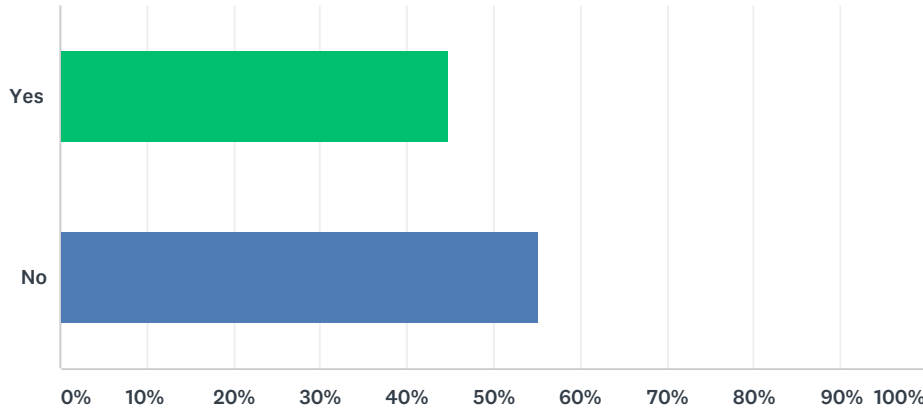
Answered: 208 Skipped: 0



ANSWER CHOICES	RESPONSES	
None	10.58%	22
Less than \$5,000	5.29%	11
Between \$5,001-\$14,999	12.50%	26
Between \$15,000-\$29,999	28.85%	60
More than \$30,000	42.79%	89
TOTAL		208

Q20 Did you apply or participate in any internship(s) while at HT?

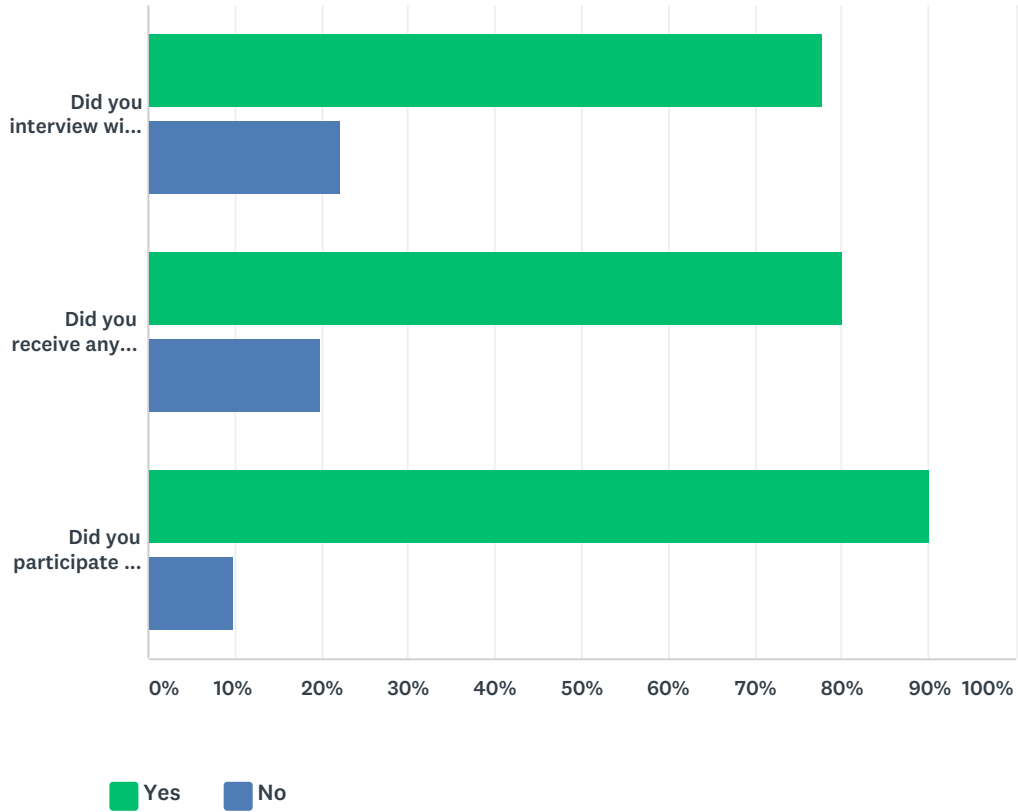
Answered: 208 Skipped: 0



ANSWER CHOICES	RESPONSES	
Yes	44.71%	93
No	55.29%	115
TOTAL		208

Q21 Internship

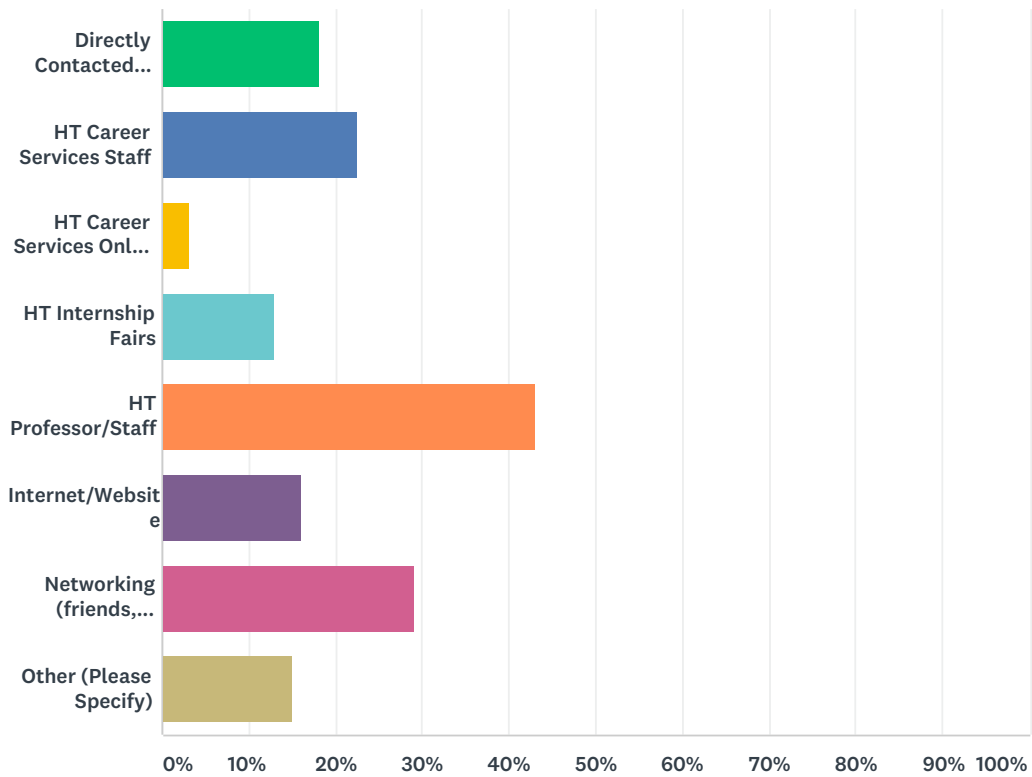
Answered: 93 Skipped: 115



	YES	NO	TOTAL
Did you interview with employers for any internship(s)?	77.78% 70	22.22% 20	90
Did you receive any internship offer(s)?	80.22% 73	19.78% 18	91
Did you participate in any internship(s) while at HT?	90.11% 82	9.89% 9	91

Q22 Where did you learn of your internship position(s)? (Check all that apply)

Answered: 93 Skipped: 115



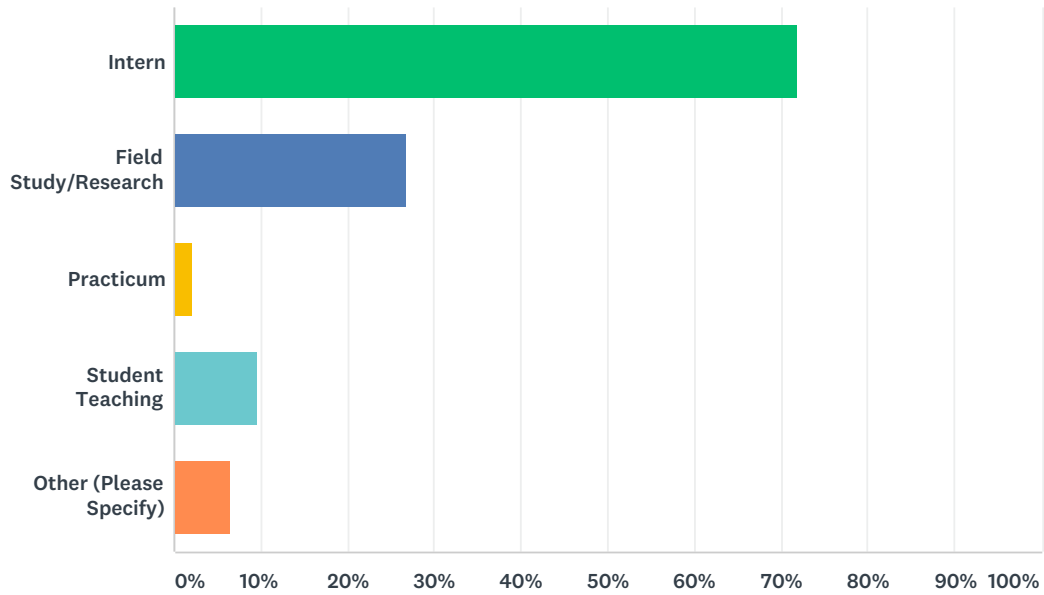
ANSWER CHOICES	RESPONSES	
Directly Contacted Organization	18.28%	17
HT Career Services Staff	22.58%	21
HT Career Services Online System	3.23%	3
HT Internship Fairs	12.90%	12
HT Professor/Staff	43.01%	40
Internet/Website	16.13%	15
Networking (friends, family, etc.)	29.03%	27
Other (Please Specify)	15.05%	14
Total Respondents: 93		

Q23 Please list the employer(s) with whom you interned.

Answered: 93 Skipped: 115

Q24 What type of internship(s)? (check all applies)

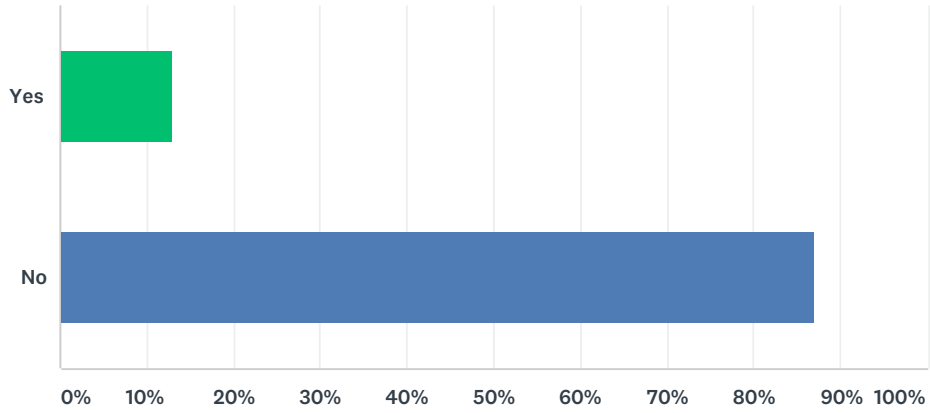
Answered: 93 Skipped: 115



ANSWER CHOICES	RESPONSES	
Intern	72.04%	67
Field Study/Research	26.88%	25
Practicum	2.15%	2
Student Teaching	9.68%	9
Other (Please Specify)	6.45%	6
Total Respondents: 93		

Q25 Did you apply to Graduate or Professional School while at HT?

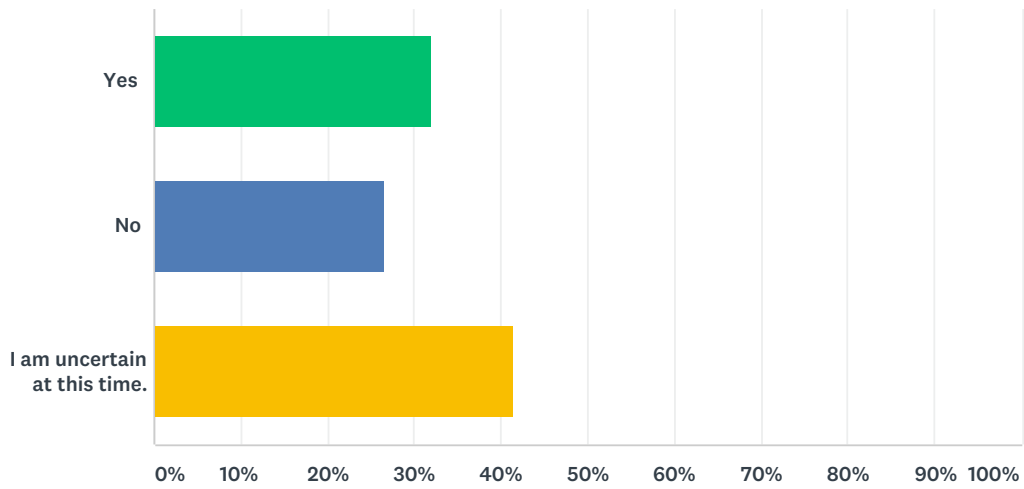
Answered: 208 Skipped: 0



ANSWER CHOICES	RESPONSES	
Yes	12.98%	27
No	87.02%	181
TOTAL		208

Q26 Do you plan to apply to Graduate or Professional School in the next 12 months?

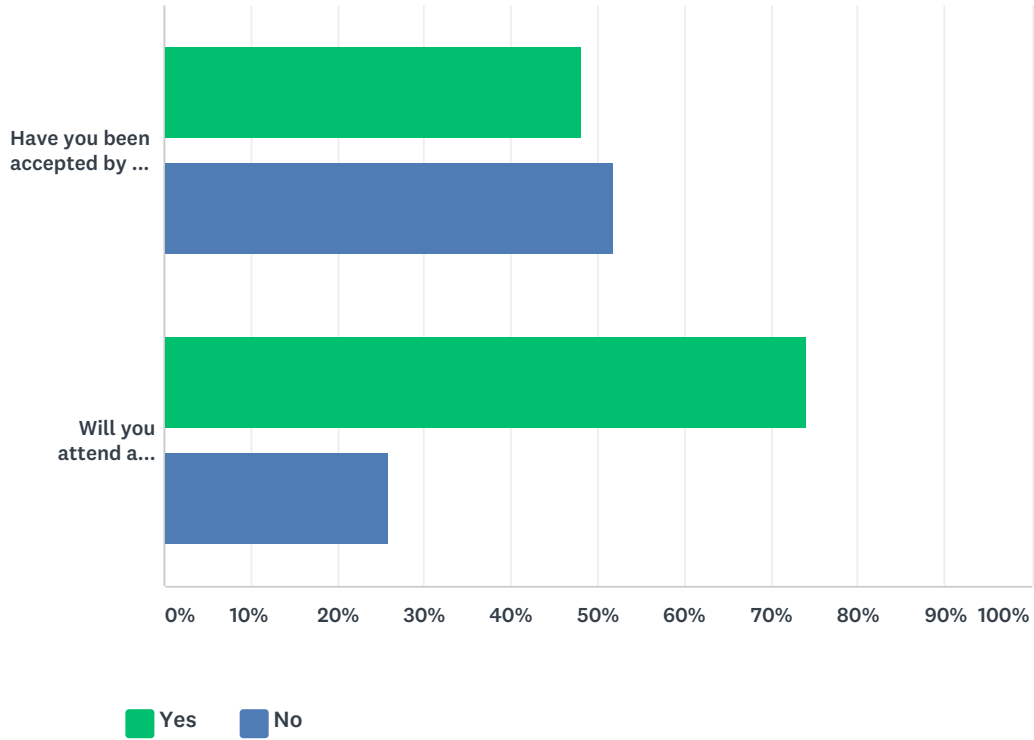
Answered: 181 Skipped: 27



ANSWER CHOICES	RESPONSES	
Yes	32.04%	58
No	26.52%	48
I am uncertain at this time.	41.44%	75
TOTAL		181

Q27 Continuing Education

Answered: 27 Skipped: 181



	YES	NO	TOTAL
Have you been accepted by any graduate or professional school(s)?	48.15% 13	51.85% 14	27
Will you attend a graduate or professional school that admitted you?	74.07% 20	25.93% 7	27

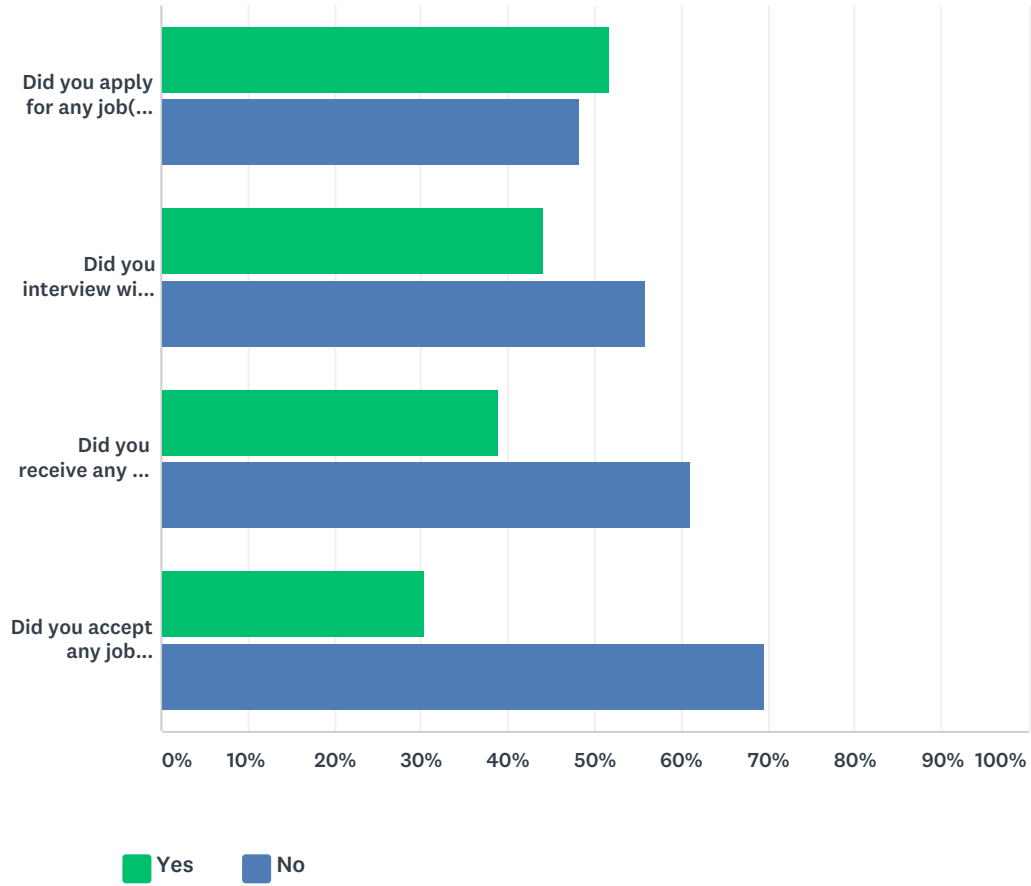
**Q28 If you have been accepted to a Graduate or Professional School,
please specify:**

Answered: 27 Skipped: 181

ANSWER CHOICES	RESPONSES	
Degree Type	100.00%	27
Major	100.00%	27
Institution	100.00%	27
Location (city & state)	100.00%	27

Q29 Job-Seeking Experience

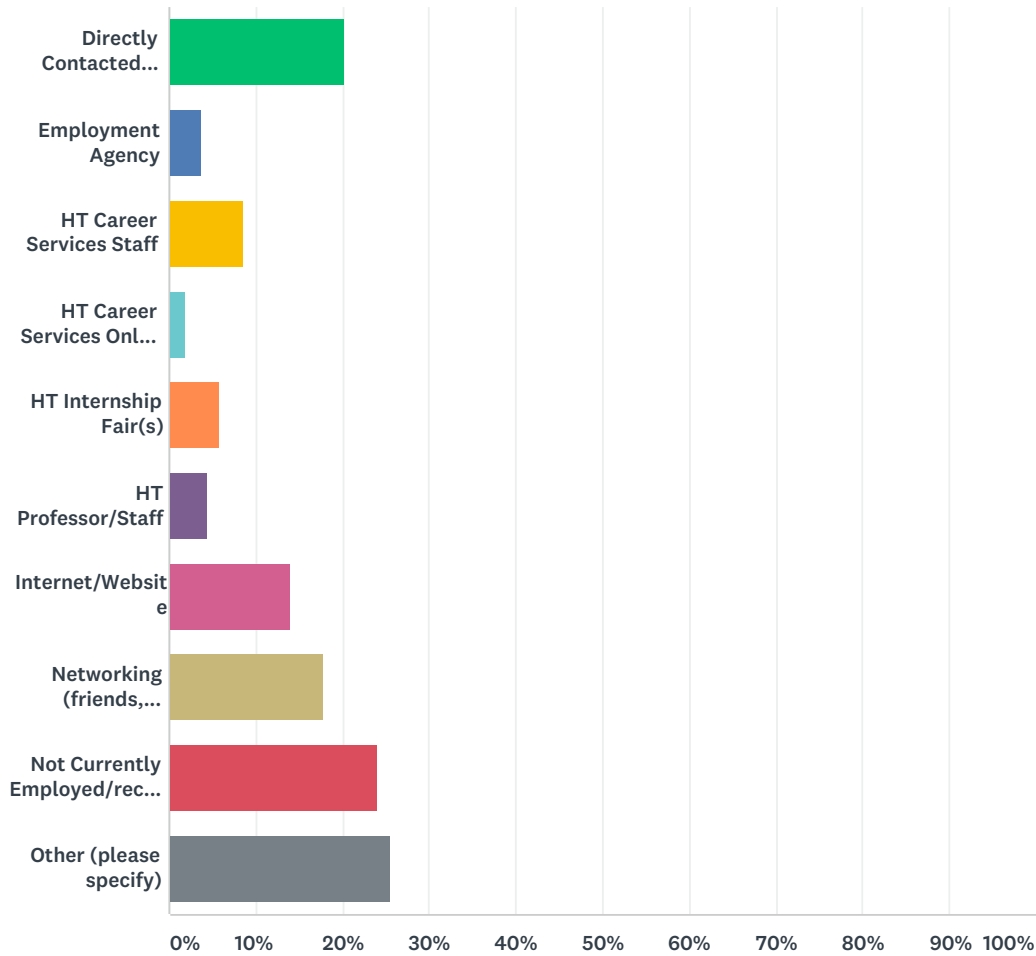
Answered: 208 Skipped: 0



	YES	NO	TOTAL
Did you apply for any job(s) while at HT?	51.69% 107	48.31% 100	207
Did you interview with any employer(s) while at HT?	44.17% 91	55.83% 115	206
Did you receive any job offer(s) while at HT?	38.83% 80	61.17% 126	206
Did you accept any job offer(s) while at HT?	30.24% 62	69.76% 143	205

Q30 If you received any job offer(s) while at HT, where did you learn of the position(s)? (Check all that apply)

Answered: 208 Skipped: 0



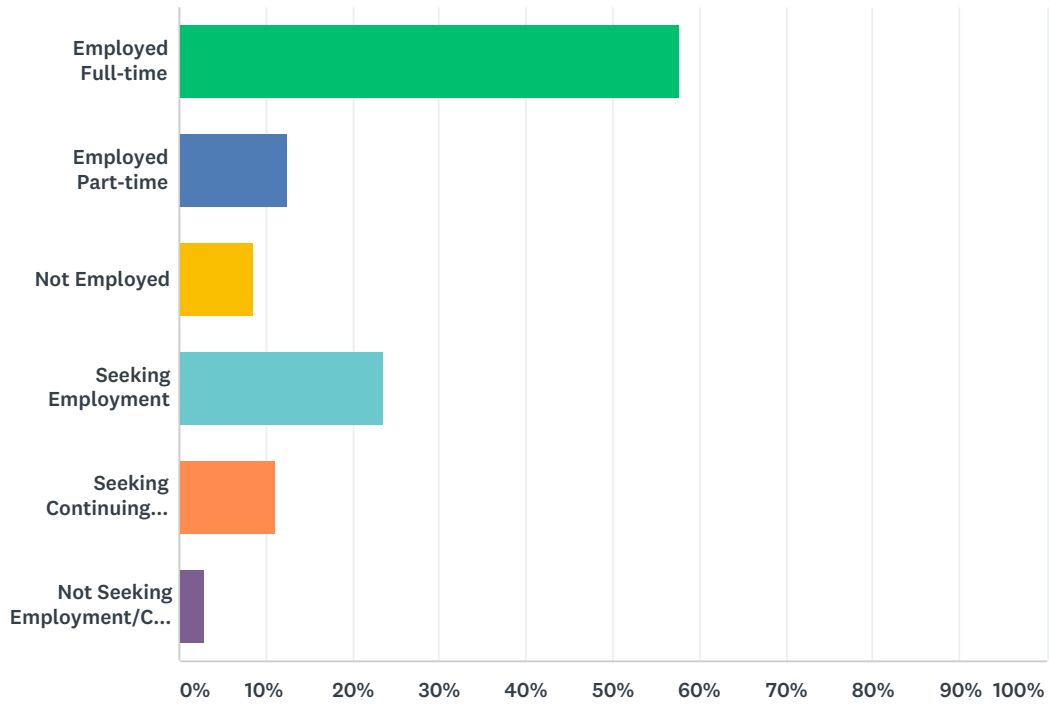
ANSWER CHOICES	RESPONSES	
Directly Contacted Employer	20.19%	42
Employment Agency	3.85%	8
HT Career Services Staff	8.65%	18
HT Career Services Online System	1.92%	4
HT Internship Fair(s)	5.77%	12
HT Professor/Staff	4.33%	9
Internet/Website	13.94%	29
Networking (friends, family, self)	17.79%	37
Not Currently Employed/received a job offer	24.04%	50
Other (please specify)	25.48%	53

Q31 If you received any job offer(s) as a result of Campus Career Fairs, please list the employer(s).

Answered: 29 Skipped: 179

Q32 Will you be employed upon graduation? (check all that apply)

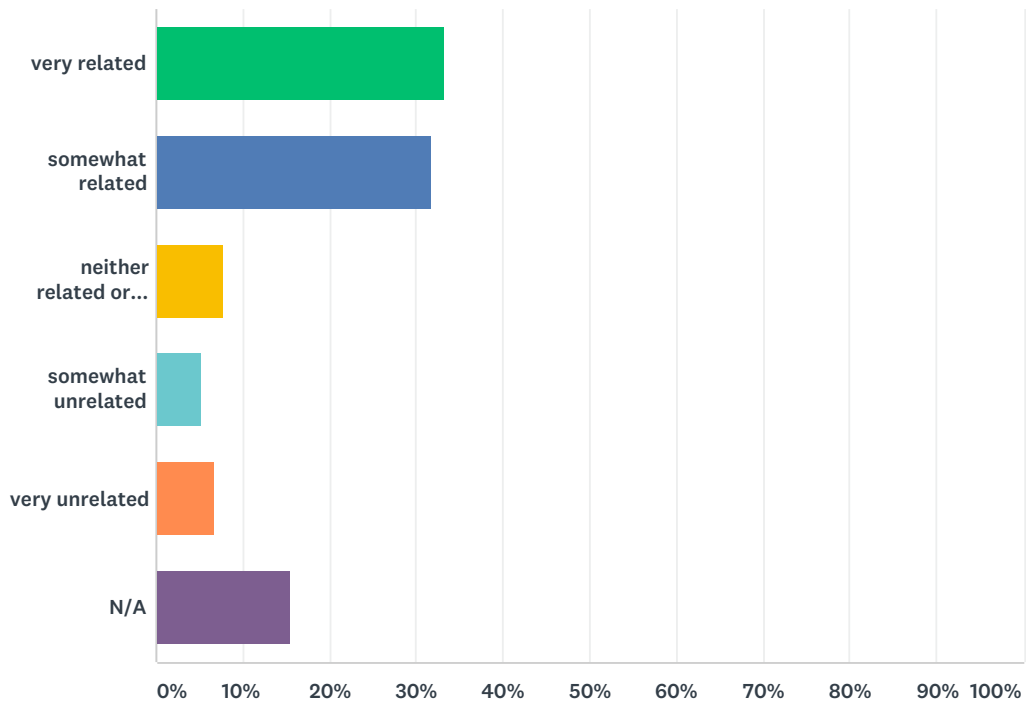
Answered: 208 Skipped: 0



ANSWER CHOICES	RESPONSES	
Employed Full-time	57.69%	120
Employed Part-time	12.50%	26
Not Employed	8.65%	18
Seeking Employment	23.56%	49
Seeking Continuing Education	11.06%	23
Not Seeking Employment/Continuing Education	2.88%	6
Total Respondents: 208		

Q33 How related is your primary job upon graduation to your program/area of study at HT?

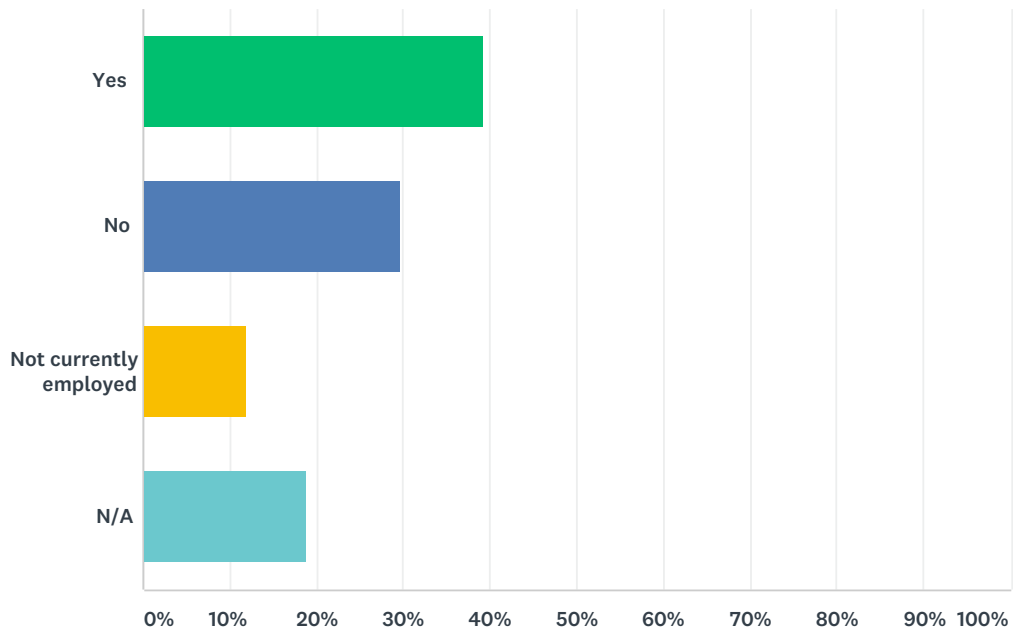
Answered: 208 Skipped: 0



ANSWER CHOICES	RESPONSES	
very related	33.17%	69
somewhat related	31.73%	66
neither related or unrelated	7.69%	16
somewhat unrelated	5.29%	11
very unrelated	6.73%	14
N/A	15.38%	32
TOTAL		208

Q34 If you are currently employed while at HT, do you anticipate a change in status at work as a result of having attained this degree?

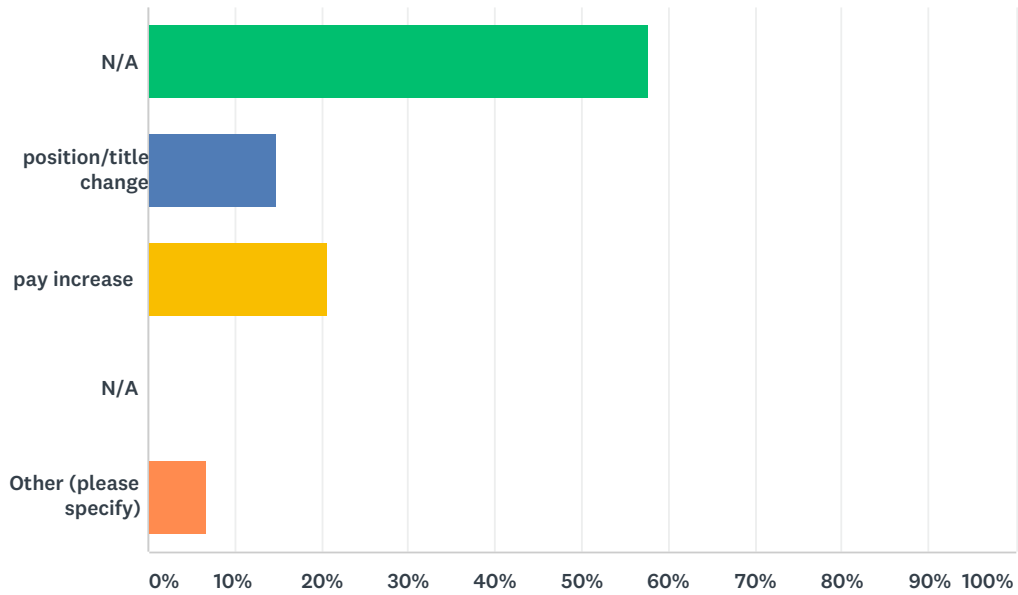
Answered: 208 Skipped: 0



ANSWER CHOICES	RESPONSES	
Yes	39.42%	82
No	29.81%	62
Not currently employed	12.02%	25
N/A	18.75%	39
TOTAL		208

Q35 If yes, what is the anticipated change in status? (check all that apply)

Answered: 208 Skipped: 0



ANSWER CHOICES	RESPONSES	
N/A	57.69%	120
position/title change	14.90%	31
pay increase	20.67%	43
N/A	0.00%	0
Other (please specify)	6.73%	14
TOTAL		208

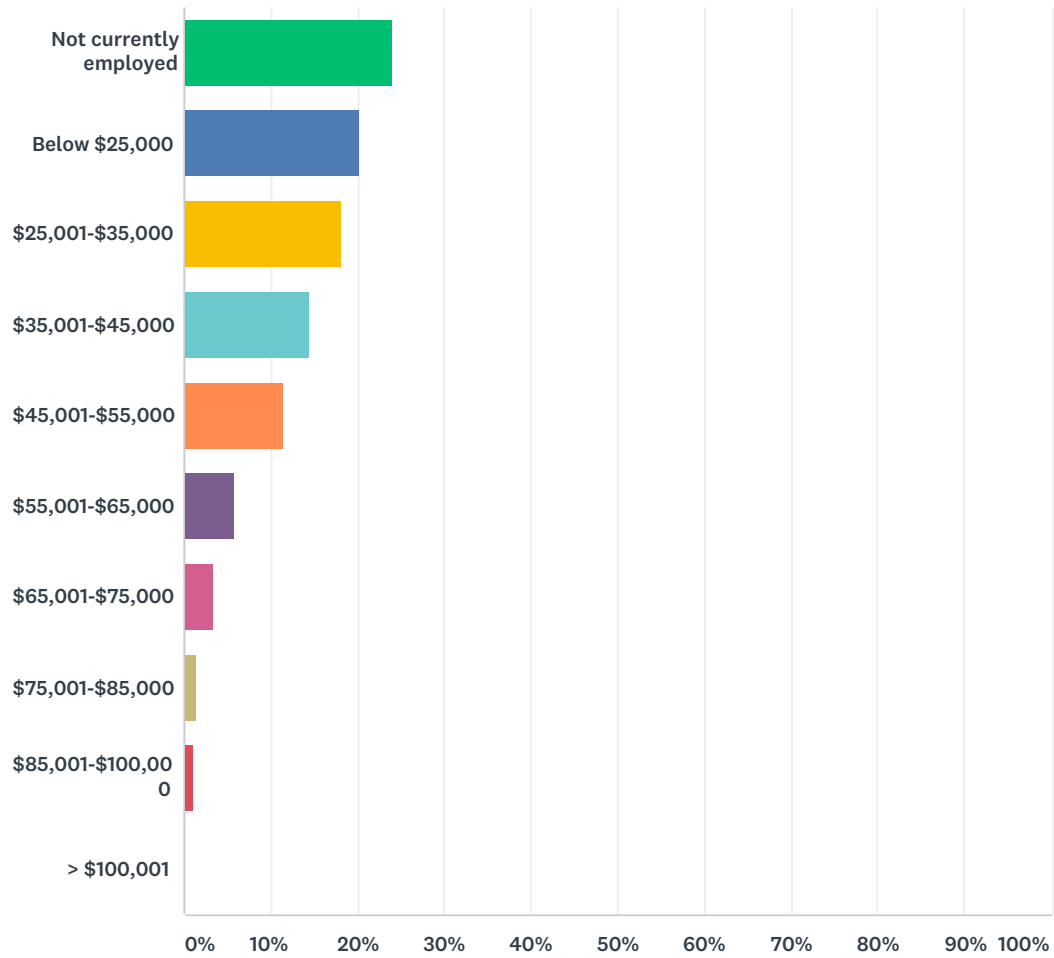
Q36 Employment Information (upon graduation)

Answered: 208 Skipped: 0

ANSWER CHOICES	RESPONSES	
Employor	100.00%	208
Position/Title:	100.00%	208
Location (City & State):	100.00%	208

Q37 What is the salary range of your job (upon graduation)?

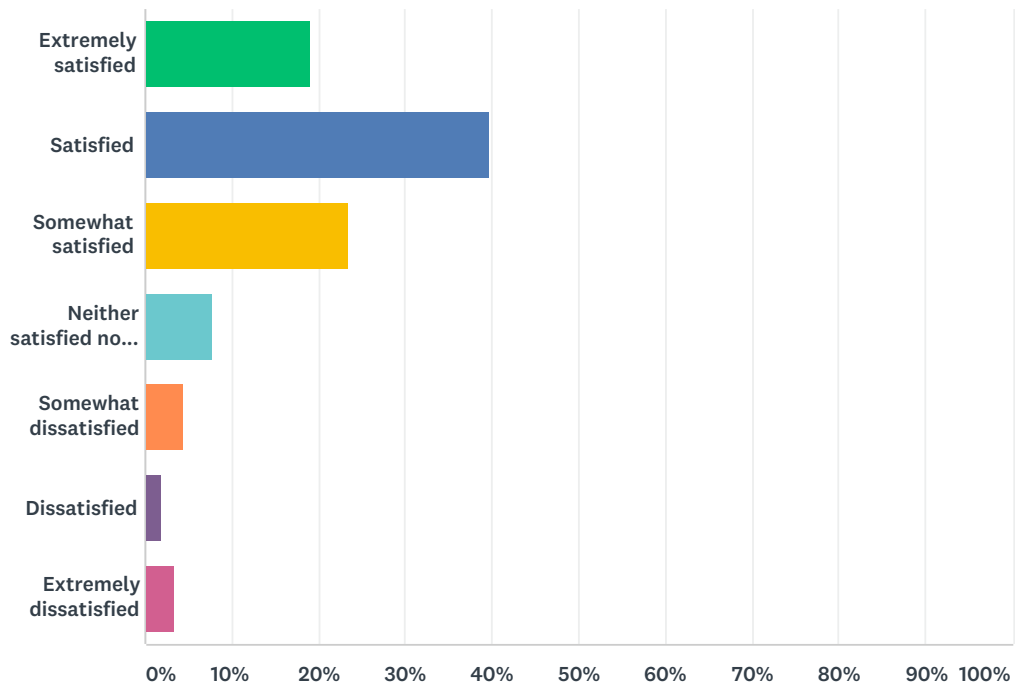
Answered: 208 Skipped: 0



ANSWER CHOICES	RESPONSES	
Not currently employed	24.04%	50
Below \$25,000	20.19%	42
\$25,001-\$35,000	18.27%	38
\$35,001-\$45,000	14.42%	30
\$45,001-\$55,000	11.54%	24
\$55,001-\$65,000	5.77%	12
\$65,001-\$75,000	3.37%	7
\$75,001-\$85,000	1.44%	3
\$85,001-\$100,000	0.96%	2
> \$100,001	0.00%	0
TOTAL		208

Q38 Overall, what is your level of satisfaction with your experience at HT?

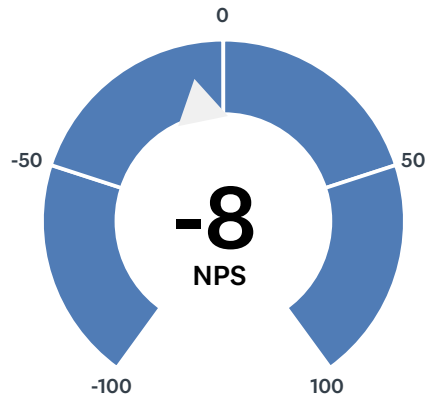
Answered: 204 Skipped: 4



ANSWER CHOICES	RESPONSES	
Extremely satisfied	19.12%	39
Satisfied	39.71%	81
Somewhat satisfied	23.53%	48
Neither satisfied nor dissatisfied	7.84%	16
Somewhat dissatisfied	4.41%	9
Dissatisfied	1.96%	4
Extremely dissatisfied	3.43%	7
TOTAL		204

Q39 How likely is it that you would recommend HT to others?

Answered: 202 Skipped: 6



DETRACTORS (0-6)	PASSIVES (7-8)	PROMOTERS (9-10)	NET PROMOTER® SCORE
38% 77	32% 64	30% 61	-8

Q40 How has your experience at HT prepared you for either the workplace or Graduate school?

Answered: 112 Skipped: 96

Q41 What recommendations could you make that would benefit the educational experience of future HT students?

Answered: 116 Skipped: 92

Q42 Please identify the individual(s) who made the most important contribution to your educational experiences while at HT.

Answered: 122 Skipped: 86

**Q43 Describe something special about yourself as an HT student.
(Obstacles you overcame to graduate, special relationship(s) you developed, community involvement/volunteer projects, anything that you feel you would like to share.)**

Answered: 107 Skipped: 101

Q44 Any additional comments on your experience at HT?

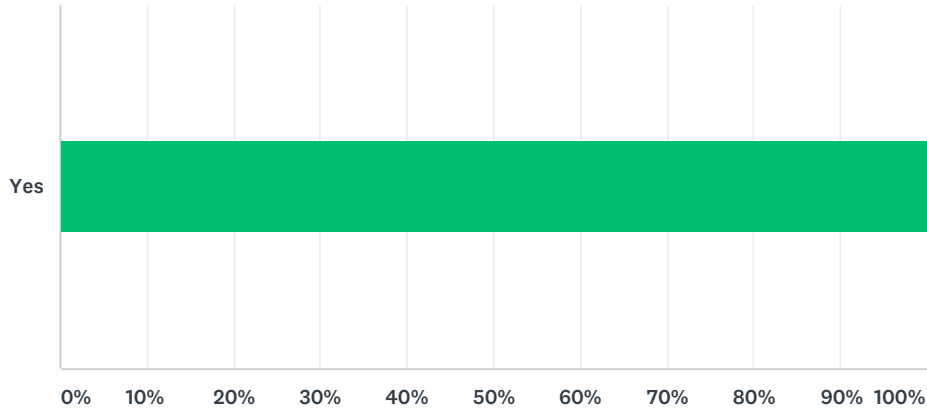
Answered: 77 Skipped: 131

Q45 Your HT Student ID

Answered: 193 Skipped: 15

Q46 Have you printed/screenshotted this page?

Answered: 193 Skipped: 15



ANSWER CHOICES	RESPONSES	
Yes	100.00%	193
TOTAL		193